

Centrifugal Pumps



Performance • Flexibility • Durability

SHERTECH[®]

Delivering Solutions

In doing business with our team, you'll find that our SherTech centrifugal pumps are ideal for a wide range of Industrial, Marine, Agricultural, and Commercial applications.

Hypro Industrial Products Group is excited to bring you the complete centrifugal pump line from SherTech, to provide your customers with innovative systems solutions.

Performance

SherTech centrifugal pumps have various capabilities including flows up to 180 gpm, pressures up to 40 psi, fluid temperatures up to 400° F and viscosities up to 2000 SSU.

Flexibility

Five types of body construction are offered. Polypropylene, 316 Stainless Steel and Noryl can be specified for pumping hard-to-transfer, high-temperature and/or highly corrosive liquids. Cast iron or bronze meet the requirements of transferring a broad range of fluids.

Durability

SherTech pumps are simple in construction with a minimum number of moving parts for less maintenance and longer life. Design features include a wide variety of mechanical seals, seal chambers with flush ports, and interchangeable impellers.

Regardless of the SherTech pump you select, our team of customer service representatives and engineers are available to provide innovative solutions to your most complex pumping problems. If you have any questions, you can reach our staff at **800-471-0460** or feel free to visit our website at www.shertech.com.



Corrosion Resistant 316 SS Investment Cast Centrifugal Pumps and Aqua-Tiger™ SS Series



Model Number: CPSV3



Model Number: CMSV563T



Model Number: CMSV012D

Features

- Investment cast 316 SS construction Eliminates distortion from pipe loads
- 316 SS motor shaft Excellent corrosion resistance
- Passivated and electropolished Increase corrosion resistance
- Open impellers Solids handling
- Pedestal mount or close coupled Compact size/multiple options to NEMA 56J motors (N/A Aqua-Tiger)
- Mechanically sealed type 21 Viton® Superior chemical resistance; accepts high inlet pressures
- AC HP range 1/3 to 3 HP ODP & TEFC Versatility/efficient coverage of performance range
- DC 1/8 HP (Aqua-Tiger SS only) Mobile applications & 2000+ hour life
- UL Recognized (Aqua-Tiger SS only) Ensures safe, reliable product
- Rotate head in 90° increments Multiple mounting configurations
- Best value in marketplace Low purchase cost and easy to maintain

Benefits



Typical Applications

- Industrial Chillers
- Car Wash Systems
- Filtration Systems
- Chemical Process
- Solvent Recovery
- Booster Systems
- Parts Washers
- Spraying Systems

- Laser Coolers
- Industrial Surface Cleaning
- Circulation of Purified Water or Chemicals
- Heat Exchanger Circulation
- Water Treatment Systems
- Bait well Circulation (DC)
- Acids, Fertilizers, and other Agricultural Chemicals

Reference model order code and performance chart for 316 SS Cast Pumps on page 6 and for Aqua-Tiger SS on page 8

Bronze/Cast Iron Series



Model Number: CPBB1



Model Number: CMCB12T

Features

- Open impellers Solids handling
- Pedestal mount or close coupled Compact size/multiple options to NEMA 56J motors
- Mechanically sealed type 21 Buna-N Accepts high inlet pressures
- AC HP range 1/3 to 3 HP ODP & TEFC Versatility/efficient coverage of performance range
- Rotate head in 90° increments Multiple mounting configurations
- Best value in marketplace Low purchase cost and easy to maintain
- 316 SS motor shaft Excellent corrosion resistance
- Optional Viton type 21 mechanical seal Superior chemical resistance

Benefits

Typical Applications

- | | |
|-------------------------|--|
| Industrial Chillers | Circulation of Purified Water or Chemicals |
| Filtration Systems | Booster Systems |
| Parts Washers | Spraying Systems |
| Chemical Process | Marine Air Conditioning |
| Water Treatment Systems | Heat Exchanger Circulation |
| Car Wash Systems | |




Reference model order code and performance chart on page 6

Corrosion Resistant Noryl and Polypropylene Series



Model Number: CMNP34T



Model Number: CPPP1

Features

- Polypropylene or Noryl construction Offers broad range of chemical compatibility
- Pedestal mount or close coupled Compact size/multiple options to NEMA 56J motors
- Multiple seal options Flexibility for chemical compatibility
 - V: Viton elastomer, SS case, carbon seal face, ceramic seat
 - B: Buna-N elastomer, SS case, carbon seal face, ceramic seat
 - P: Viton elastomer, Polypropylene case, carbon seal face, ceramic seat
 - C: Viton elastomer, Polypropylene case, silicon carbide seal face and seat
 - N: Neoprene elastomer, Polypropylene case, carbon seal face, Ni-Resist seat
 - H: High Pressure Buna-N elastomer, SS case, carbon seal face, ceramic seat
- AC HP Range 1/3 to 3 HP ODP & TEFC Versatility/efficient coverage of performance range
- 316 SS motor shaft Excellent corrosion resistance
- Standard closed impeller Higher head capabilities
- Standard water flush port Increases seal life with aggressive fluid
- Optional open impeller Allows passage of small particles

Benefits

Typical Applications

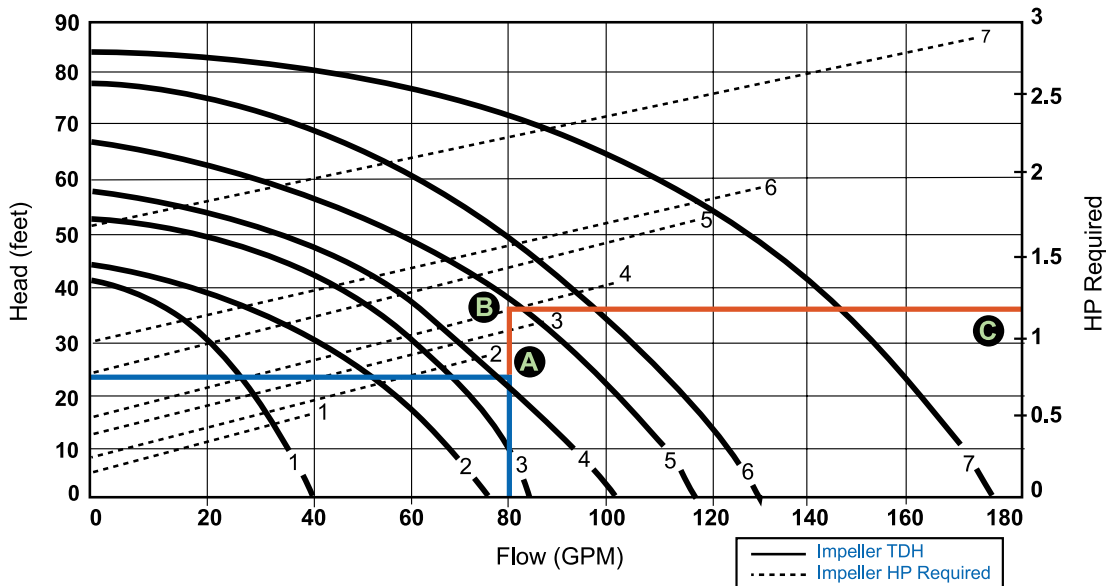
- | | |
|-------------------|--|
| Plating | Industrial Chillers |
| Water Treatment | Solvent Recovery |
| Fume Scrubbers | Circulation of Purified Water or Chemicals |
| Parts Washer | Heat Exchanger Circulation |
| Chemical Transfer | Industrial Surface Cleaning |
| Pools and Spas | |



Reference model order code and performance chart on page 7

Stainless Steel, Bronze and Cast Iron Series

Performance at 3450 RPM



Example: Operating conditions = 80 gpm at 23 feet of head

- A** Operating point on #4 Impeller TDH curve
- B** Operating point on #4 Impeller HP curve
- C** Requirement is 1.1 HP for the given flow and pressure conditions

Solutions: SherTech 316 SS Centrifugal, single-phase product choices



MODEL ORDERING CODES AND OPTIONS

Example Model: CMSV44 (1 HP ODP motor with >1.15 Service Factor*)

or

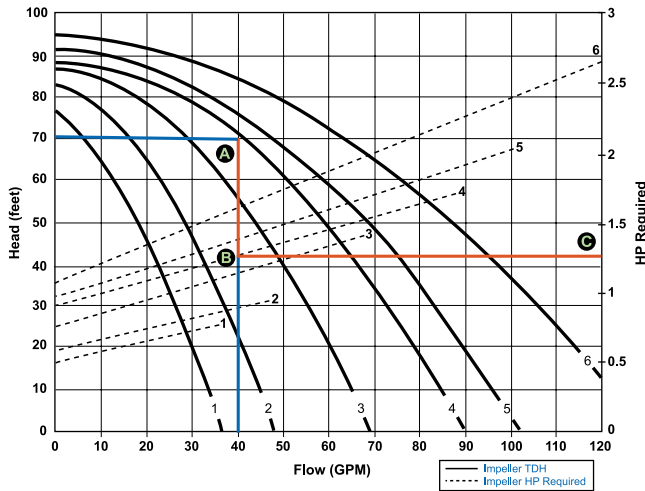
CMSV45T (1.5 HP TEFC motor with 1.0 Service Factor*)

1st	2nd	3rd	4th	5th	6th	7th
Series	Mounting	Material	Seal (Mech)	Impeller Sz. (NPT Ports)	Motor Mounted Only	
					HP	Type
C: Centrifugal	M: Motor (Welded Base) P: Pedestal (Cast Iron Not Available)	S: 316 Stainless Steel B: Bronze C: Cast Iron	B: Buna-N V: Viton	1 (1"-3/4") 2 (1 1/4"-1") 3 (1 1/4"-1") 4 (1 1/2"-1 1/4") 5 (1 1/2"-1 1/4") 6 (1 1/2"-1 1/4") 7 (2"-1 1/2")	1: 1/3 2: 1/2 3: 3/4 4: 1 5: 1 1/2 6: 2 7: 3 X: "wet-end" Example: CMSV1X	Blank: no code single phase ODP motor 3: 3 phase ODP motor T: 1 phase TEFC 3T: 3 phase TEFC

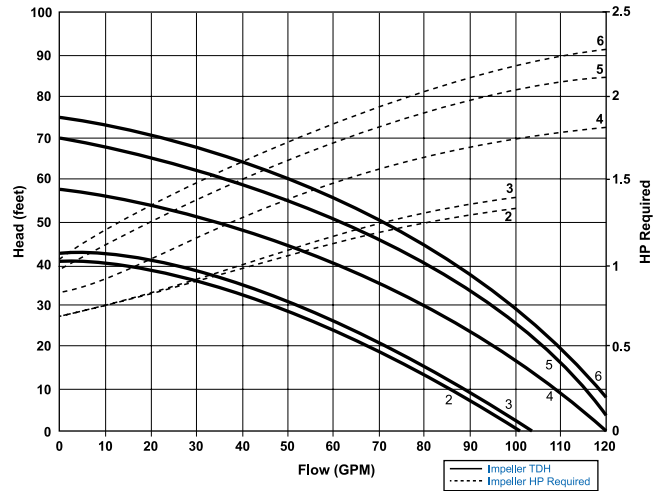
* **Note:** ODP motors have >1.15 service factors. Due to service factor, it is recommended TEFC motors are oversized by one HP increment. Pedestal pumps are not supplied with motor.

Corrosion Resistant Noryl and Polypropylene

**Closed Impellers
Performance at 3450 RPM**



**Open Impellers
Performance at 3450 RPM**



Example: Operating conditions = 40 gpm at 72 feet of head

- A** Operating point on #4 Impeller TDH curve
- B** Operating point on #4 Impeller HP curve
- C** Requirement is 1.3 HP for the given flow and pressure conditions

Solutions: SherTech Noryl/Polypropylene, single-phase product choices

MODEL ORDERING CODES AND OPTIONS

Example Model: **CMNP44** (1 HP ODP motor with >1.15 Service Factor*)

or

CMNP45T (1.5 HP TEFC motor with 1.0 Service Factor*)

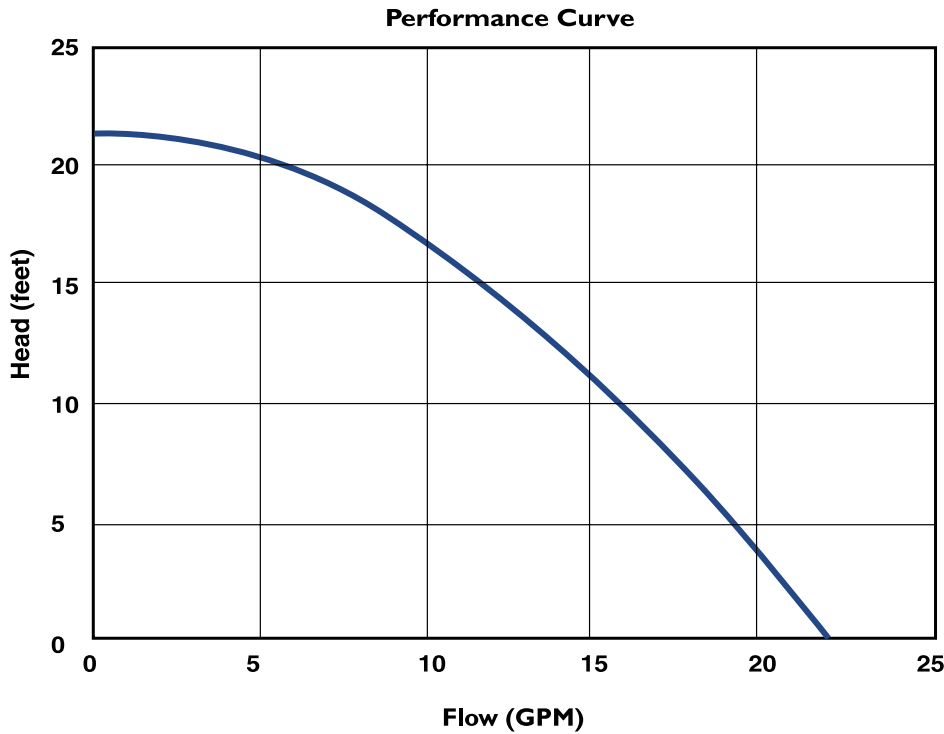
(1) **C** (2) **M** (3) **N** (4) **P** (5) **4** (6) **5** (7) **T** (8)

1st	2nd	3rd	4th	5th	6th	7th	8th
Series	Mounting	Material	Seal (Mech)	Impeller Sz. (NPT Ports)	Motor Mounted Only		Impeller Type
					HP	Type	
C: Centrifugal	M: Motor (Welded Base) P: Pedestal	N: Noryl P: Polypropylene	V: Viton (Stainless Steel Case) B: Buna-N (Stainless Steel Case) P: Viton (Polypropylene Case) C: Viton (Polypropylene Case) (Silicon Carbide Seal and Seat Faces) N: Neoprene (Polypropylene Case) (Ni-Resist Seat) H: High Pressure Buna-N (Stainless Steel Case)	1 (1 1/2"-1 1/2") 2 (1 1/2"-1 1/2") 3 (1 1/2"-1 1/2") 4 (1 1/2"-1 1/2") 5 (1 1/2"-1 1/2") 6 (1 1/2"-1 1/2")	1: 1/3 2: 1/2 3: 3/4 4: 1 5: 1 1/2 6: 2 7: 3 X: "wet-end" Example: CMNP1X	Blank: no code single phase ODP motor 3: 3 phase ODP motor T: 1 phase TEFC 3T: 3 phase TEFC	Blank: closed O: open

* **Note:** ODP motors have >1.15 service factors. Due to service factor, it is recommended TEFC motors are oversized by one HP increment. Pedestal pumps are not supplied with motor.



Aqua-Tiger Stainless Steel Series



MODEL ORDERING CODES AND OPTIONS

Example Model: **CMSV012D**

1st	2nd	3rd	4th	5th	6th
C	M	S	V	0	12D
Series	Mounting	Material	Seal (Mech)	Impeller Size (NPT Ports)	Motor Options
C: Centrifugal	M: Motor Mount	S: 316 Stainless Steel	V: Viton	0 (3/4"-3/4")	12D: 12 Volt DC 24D: 24 Volt DC 36D: 36 Volt DC

SHERTECH
www.shertech.com

HYPRO
A WICOR COMPANY
INDUSTRIAL PRODUCTS GROUP
375 Fifth Avenue NW • New Brighton, MN 55112-3288
Phone: (651) 766-6300 • 800-471-0460 • Fax: 800-672-7023
www.hypropumps.com www.shertech.com

Aqua-Tiger SS, Hypro and SherTech are registered trademarks of Hypro Corporation
Viton is a registered trademark of DuPont Dow Elastomers